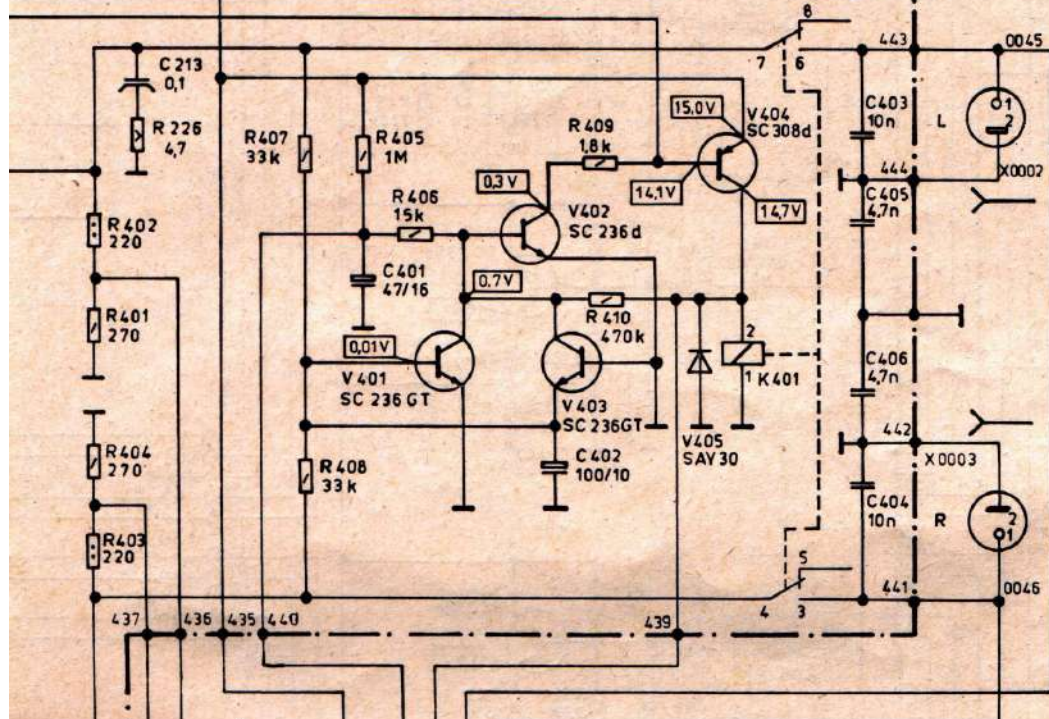
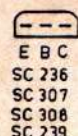


R0003

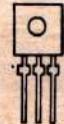
1k

Endverstärker-LP, gel.
5413.00-51.00

1

ECB
KT 819W
KT 818WEBC
SC 236
SC 307
SC 308
SC 239EBC
SF 828 D

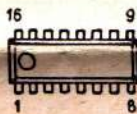
B 3170 V



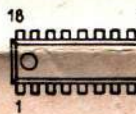
ECB

SD 337B
SD 338B


Ansicht von hinten



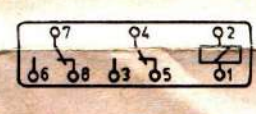
A273D, A274D



A 277D



B861D

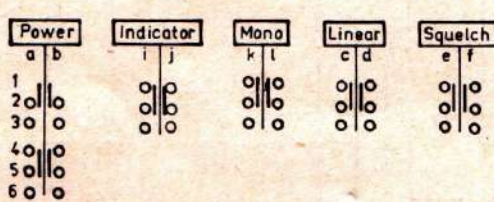


Relais GBR 15.2-04 8602



KH-Buchse

Ansicht von der Leiterzugseite



Quellenumschalter

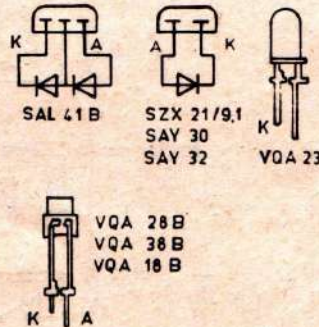
Belastbarkeit der Widerstände



Drahtwiderstand
 0,25 W
 0,33 W
 0,66 W

(Messung ohne Signal, „Linear“ „Squelch“-Taste nicht gedrückt)

Gleichspannungswerte an Schaltkreisanschlüssen



| Zeichnungs - Nr. | dazugehörige Eingangsleiterplatte |
|------------------|-----------------------------------|
| 5413.00-00.00 Sp | 5410.00-26.00 |
| 5413.10-00.00 Sp | 5410.10-26.00 |

| | B 861 D V 3170 / V 3180 | B 861 D V 3170 / V 3180 | V 4001 A 273 D | V 6701 B 861 D | V 6702 A 277 D | V 4002 A 274 D |
|----|-------------------------------|-------------------------------|-------------------|-------------------|-------------------|-------------------|
| 1 | 14,0 V | 14,0 V | 4,6 V | 15,0 V | | 4,8 V |
| 2 | 6,4 V | 5,8 V | 4,6 V | 7,5 V | 0,65 V | 4,7 V |
| 3 | 6,6 V | 6,5 V | 4,7 V | 7,5 V | 5,0 V | 4,8 V |
| 4 | | | 0,6 V | | 13,5 V | 5,4 V |
| 5 | 7,0 V | 6,5 V | 4,7 V | 7,5 V | 15,0 V | 4,9 V |
| 6 | 1,3 V | 1,3 V | 4,6 V | 1,3 V | 15,0 V | 4,8 V |
| 7 | | | 4,6 V | | 15,0 V | 4,9 V |
| 8 | | | 14,0 V | | 12,0 V | 14,0 V |
| 9 | | | 4,2 V | | 13,5 V | 4,7 V |
| 10 | | | 5,5 V | | 13,5 V | 4,7 V |
| 11 | | | 5,3 V | | 15,0 V | 4,7 V |
| 12 | | | 5,6 V | | 10,4 V | 4,4 V |
| 13 | | | 8,1 V | | 11,9 V | 4,7 V |
| 14 | | | 5,3 V | | 11,9 V | 4,7 V |
| 15 | | | | | 13,4 V | 4,7 V |
| 16 | | | 4,5 V | | | |
| 17 | | | | | 30 mV | |
| 18 | | | | | 15,0 V | |

SV3930

Ausg. 07/87